



# Equestrian Western Australia BASE Horse Registration Application Form

**HORSE DETAILS & MARKINGS See pages 3 - 5 for information**

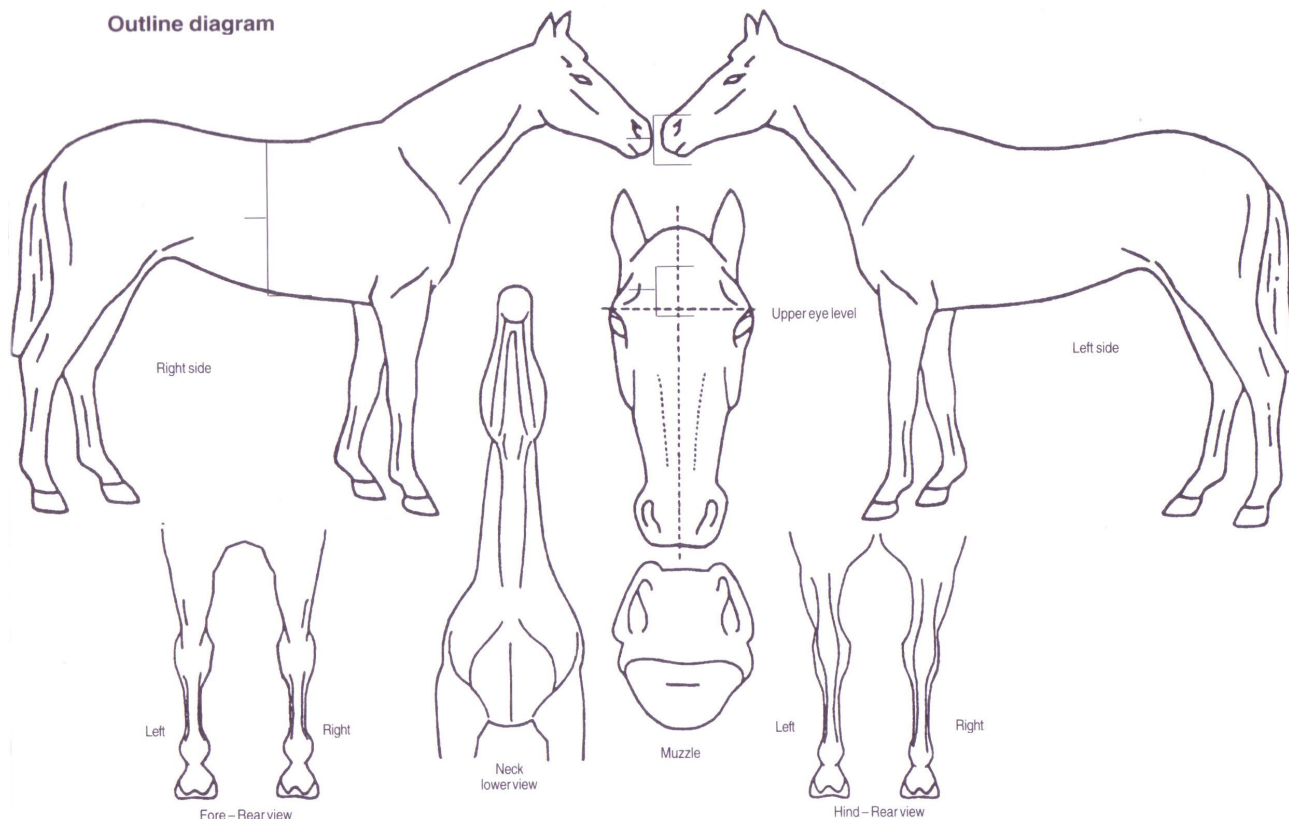
**HAS THIS HORSE BEEN IMPORTED INTO AUSTRALIA? YES / NO**

Please attach copies of FEI Passport and overseas performance record as issued by the relevant National Federation.

BREED:		COLOUR:		SEX: (Circle) Gelding Mare Stallion
FOAL DATE:		HEIGHT in Hands:		
Please CLEARLY & NEATLY WRITE Microchip Number if no sticker is available!				
MICROCHIP Number:	<b>Please affix Microchip Barcode Sticker here</b>		If no microchip barcode sticker available, a certificate of registration with one of the four animal registries which shows the microchip number will be accepted. (Pet Safe, National Pet Register, Australasian Animal Registry, Central Animal Records) <b>OTHERWISE COMPLETE DECLARATION BELOW</b>	
<b>DECLARATION</b> (only to be completed if original barcode sticker not available) I hereby certify that the horse as described in this application has the above microchip number and that I have scanned the horse to validate that the chip is functioning. I have also checked the markings drawn for this horse on this form and certify them to be true and correct.				
Name _____		Signature _____		Date _____
The Below must be filled out by the Owner or Vet <b>All Fields</b> must be filled in if there is no marking please write NIL or None <b>DO NOT LEAVE BLANK</b>				
MARKINGS: HEAD	SIRE:			
NEAR FORE:	DAM:			
OFF FORE:	SIRE OF DAM:			
NEAR HIND:	BRAND NEAR SIDE:			
OFF HIND:	BRAND OFF SIDE:			
OTHER MARKINGS: (WHORLS, SCARS ETC)	Brand description in writing for example Lazy D five six			

**If there is no marking/s please write Nil or None DO NOT LEAVE BLANK.**  
**Drawing MUST be completed accurately. Draw Brands and White markings as they appear on the Horse.**  
**Scars to be marked with an X. Whorls to be marked with an O**

Outline diagram



**DECLARATION BY OWNER/S:**

I/We hereby make application to register a horse and certify that the particulars supplied on the front and back of this form are true and correct in every respect. I/We certify that this horse has not been registered with the EA before. I/We certify that I am/we are the recognised owners of the said horse. I/We understand the EA Horse Registration is not legal proof of Ownership but is for the purpose of Registration/Identification to compete. I/We understand that if any incorrect information is furnished on this application, the Branch may cancel the registration, may take disciplinary action against the applicant/s and may also disqualify the horse.

I/We (Parent/guardian if owner under 18 years) undertake to accept all the responsibilities of ownership of the horse identified above.

Name \_\_\_\_\_ Signature/Date \_\_\_\_\_

Name \_\_\_\_\_ Signature/Date \_\_\_\_\_

# Equestrian Western Australia BASE Horse Registration Application Form

## INFORMATION ON REGISTERING A HORSE WITH EQUESTRIAN AUSTRALIA

### General Regulations

#### Article 136 - Age and Definition of Horses and Ponies

The age of Horses taking part in FEI competitions shall be specified in the relevant Sport Rules.

#### Article 137- Horse Registration and Identification

1. Except as provided in this paragraph (1), horses and ponies must be registered with EA to enter Official Competitive Activities, Events and Competitions. Registration is a means of identification, to establish ownership for competition purposes and if need be, proof of identification and a measure of bio-security. Horses and ponies are encouraged to hold at a minimum EA Base Horse Registration to take part in Official Participation Activities, Events or Competitions and/or Closed Club/Restricted Activities, and may be enforced at a State or OC's discretion.
2. Identification papers must include the registered number with EA, the full name, address and signature of the owner, or owners. The description of the horse and diagram must be accurately completed and it should include a record of all vaccinations and medication control tests. If the name of the horse is ever changed or any pertinent changes are made the Person Responsible must return the identification papers to EA for updating.
3. A horse must be microchipped according to the standard AS 5018/5019, before it can be registered. Members must get a registered veterinarian to fill out and sign the microchip details on the application form before EA can accept it.
4. The Person Responsible for a horse at an Event is responsible for the accuracy of their identification papers and keeping accurate results records for each Sport. Papers must be available for inspection when required by an official of EA or the OC.
5. A horse may only have one Identification document. If EA is satisfied that an Identification document has been lost, it may issue a new one clearly marked 'duplicate' and bearing the same number as the original Identification Document.
6. The President of the Ground Jury may arrange for random inspections of the horses' identification papers, particularly those horses that win prize money so the horses concerned can be positively identified. Every case of misleading or inaccurate information on an identification paper, or if the horse cannot be positively identified, must be reported to EA or the relevant State Branch, giving the number of the identification paper and the name of the horse and the Person Responsible.
7. When a horse dies the Identification papers may be retained by the owner, but must be first sent to EA for cancellation.
8. Details of registration for the grading and/or classification of horses in each Sport are provided for in the Rules of each Sport.
9. EA shall maintain and be responsible for a register of horses for all Sports in Australia.
10. Prize money, vouchers and rewards of any kind may be withheld by the OC until the Person Responsible produces Horse Identification Papers and proof of payment of the OC's entry fee and any Sport Competition levies.
11. Foreign Owned Horses or imported horses will be classified at the discretion of the Sport concerned.
12. EA reserves the right to refuse to register any horse or to refuse to renew the registration of any horse.
13. Horse registration fees shall be payable to the EA State Branch according to each Branch's schedule of fees.
14. Horses competing within Australia in certain FEI Events must obtain an EA National Identification Document, an FEI Recognition Card or an FEI Horse Passport, depending on the level of the event. Refer FEI Regulations.
15. Horses competing outside Australia in FEI Events must have been issued with an FEI Horse Passport or, if they have an EA National Identification Document, with an FEI Recognition Card. Refer FEI Regulations.

#### Article 138 - Names of Horses

1. Horses registered with EA are registered for life. A horse can only be registered once with EA, but may upgrade from Base to Life registration where appropriate. Members attempting to do a new registration of a horse that is already registered may be subject to penalty. See EA Disciplinary By-Laws.
2. In principle, the first registered name of a horse registered with EA will remain on permanent record.
  - 2.1. When applying for the initial registration of a horse or pony with EA at least five names ranked in preference must be given.
  - 2.2. Horses cannot be registered as trade names i.e. Versace, Calvin Klein or Nescafe. This is an FEI rule.
  - 2.3. Horse names may not to exceed 28 characters including spaces.
  - 2.4. There are certain horse names which may never be reused even if the horse is retired or deceased. These names have been given exclusive rights if the horse has made significant achievements usually relating to the Olympic or World Equestrian Games e.g. *Peppermint Grove, Kibah Tic Toc.*
  - 2.5. Prefix initials (e.g. "CH") are not permitted. (Example: "November Rain" cannot be "CH November Rain".)
  - 2.6. Punctuation marks (e.g. full stops, commas, etc.) and special characters (e.g. [asterisk] \*, [ampersand] &, etc.) must not be used in names. (Example: "Mr Burns" cannot be "Mr. [full stop] Burns".)

## Equestrian Western Australia BASE Horse Registration Application Form

### **Article 138 - Names of Horses cont.**

3. Horses that have been registered with another recognized breed society may be EA registered using that name. Where the name exists already, a trailing number may be added. This rule also applies to horses being imported into Australia.
4. If the owner applies for a name change or a change to the commercial prefix/suffix, the horse's registration papers and Identification Document must retain the old name or prefix/suffix for the next 12 months as follows: *new name* and/or *new prefix/suffix ex previous name/prefix/ suffix*.
5. A horse/pony name including a prefix or suffix may be registered with EA provided it complies with one of the following conditions:
  - 5.1. A commercial prefix/suffix may be added to the name, and must be entered in the passport and registration papers. However, at Regional and Olympic Games under the patronage of the IOC, such prefix/suffix cannot appear in a program and cannot be used in any other way.
  - 5.2. A Breeder/Stud prefix or suffix shall be given to a horse or pony bred by breeders and studs who are a member of EA or a recognised Breed Society. Breeders/Studs can register a prefix/suffix with EA for this purpose on application and the payment of a fee.
6. EA reserves the right to refuse to register any horse under any particular name.

### **Article 139 - Owners and Lessees**

1. All individual owners, including part-owners and syndicates, must be a current member to the respective EA State Branch. Commercial Group affiliates may register a horse under a business name but forfeit the rights of an individual member. EA Clubs and Sport Affiliates are not eligible to register or be part-owners of a horse. The Primary Owner is the owner who is to receive any information relating to the horse, i.e. its registration papers, competition licence etc. Usually the rider or the owner with the largest ownership share is the primary owner.
2. EA accepts registrations on the understanding that the Person or Body making the registration is the bona fide owner, part-owner or lessee of the horse. EA will accept no responsibility on cases of disputed ownership, which must be settled by the parties concerned.
3. EA will keep a register of the owners of horses including multiple ownerships. Changes of owners and records of leasing agreements must be entered in the identification papers by EA.
4. Owners of horses sold or leased must return the identification papers immediately to EA with the name and address of the Purchaser or Lessee. The new owners will pay the change of ownership fee.
5. Leasing of horses is permitted under the following conditions.
  - a. The form and duration of the lease agreement is a matter for the parties concerned; it does not require the approval of EA.
  - b. The member to whom the horse is leased is regarded in all respects by EA as the bona fide owner and shall have the same rights and duties.
  - c. When a horse is leased this will not be regarded as a change of ownership for the purposes of competition.
  - d. If a leasing agreement is cancelled during the period of lease or is renewed, EA must receive written confirmation from the parties of the lease.

### **Foal Date & Age (Years)**

If you only provide the year foaled, the horse's birthday as used in the Southern Hemisphere which is the 1st August will be used.

### **Height**

Height is an estimated height at the date of registration. If the horse is officially measured, this will be the horse's official height for competition purposes.

### **Article 114 - Horse Identification at Events**

1. All Horses registered with EA must have a microchip meeting Australian Standard AS 5018/5019 inserted.
2. All Horses entering in Official Competitive classified activities/events/competitions must hold EA Full Horse Registration and licensed to compete as determined by the respective state.
3. OCs at major Events such as EA Australian Championships must give an identification number (bridle number) to each of the participating horses.
4. The identification number must be worn during the whole Event at all times when the horse is out of the Event stables.

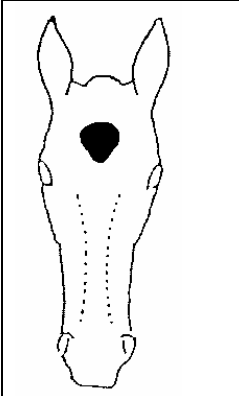
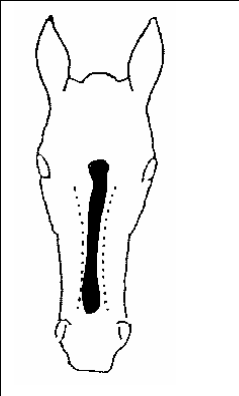
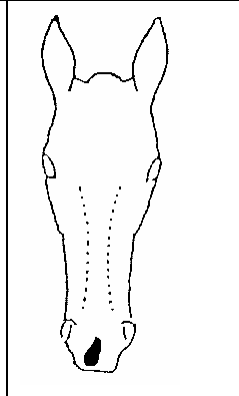
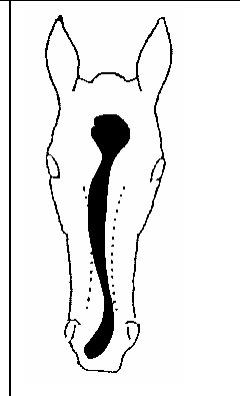
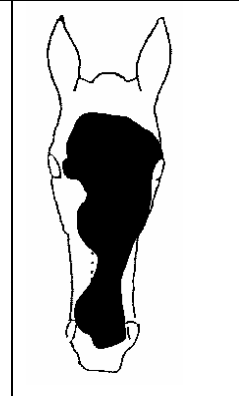
# Equestrian Western Australia BASE Horse Registration Application Form

**Markings**

White markings, whorls and scars are the only markings to be recorded on EA registration certificates (plus brands/microchip details).

Black markings i.e. the black legs of a bay horse do not count as identifying markings.

**White Head Markings:** Here are some common examples and how you would describe them.

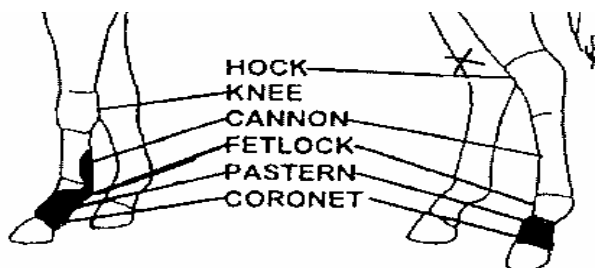
				
<b>STAR</b> Any white marking on forehead	<b>STRIPE</b> Narrow white marking running down nose	<b>SNIP</b> White marking in vicinity of nostrils	<b>STAR, STRIPE &amp; SNIP CONJOINED</b>	<b>BLAZE</b> Wide white markings covering most of face.

**White Leg Markings**

EA Staff need to be very specific as to the location of white markings on the legs when describing them on the database. However, as there is limited spaces available in the database fields, abbreviations sometimes need to be used. Refer to the below guide as to standard practice.

- |                  |                  |                 |                |               |
|------------------|------------------|-----------------|----------------|---------------|
| NEAR FORE = N/F  | OFF FORE = O/F   | NEAR HIND = N/H | OFF HIND = O/H | CORONET=C/NET |
| PASTERN = P/TERN | FETLOCK = F/LOCK | CANNON = C/NON  | KNEE = KNEE    | HOCK=HOCK     |
| CONJOINED = CONJ |                  |                 |                |               |

White leg markings must be shown as they appear when viewed from both sides of the horse. If a white marking extends right around the leg so as to be visible from both sides it must be drawn on both near side and off side diagrams.



Here is an example of how you would describe the white markings and a scar on the diagram at the left.

**NEARFORE:** White to fetlock, extending higher behind to cannon

**NEAR HIND:** White to pastern

**OFF HIND:** Scar above hock on inside of leg

**Other Markings - Scars**

The position of scars, accidental or otherwise **MUST be marked** on the diagrams using an 'x'.

**Other Markings - Whorls**

The position of whorls **MUST be marked** on the diagrams using an 'O'.

**Pinto, Paint & Appaloosa Horses.-**

Members who submit an application to register a horse with excessive markings i.e. pinto, paint or appaloosa, **must include 3 clear photographs (by two sets)** with the application taken of the front of the horse (showing its head and front leg markings) and from the near side and off side. EA Office staff will then staple one set of photos to the registration certificate and one set to the original application. An EA stamp will be placed on the back of the photos that are stapled to the registration certificate to ensure that they are never altered.

**Brands**

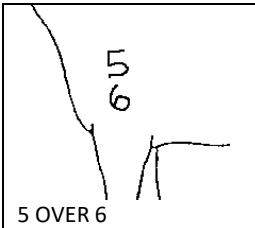




Note: All new Registrations from July 1 2008 must have a microchip implant before it can be accepted.

Branding (OPTIONAL except in WA)) can either be freeze brand or hot brand and need only be on one side of the horse. It does not matter what the brand is. Brands are drawn onto the diagrams of the registration certificate as well as recorded in words. Some common description of brands use the words:

**Conjoined** = when two characters are touching **Over** = when one character sits over the other **Script** = used to describe a cursive or fancy letter

**Lazy** = when a letter or number is on its side **Running** = used to describe a character that's slightly on its side (like *italic* text)

Here are some examples of brands and how you would describe them in words.

 5 OVER 6	 CAP OVER 3 DIAMONDS	 J P CONJOINED	 SCRIPT M	 LAZY H
---	---	--	--	---

Please **draw** all brands, white markings, whorls and scars in pen onto the diagram on the Application form.