

VAULTING GEAR CHECK GUIDELINES

UPDATED MARCH 2017

BRIDLES

Nosebands must be flat.

Nosebands constructed from materials other than leather are not permitted. Leather, sheepskin or similar material may be used on any part of the bridle providing the material does not exceed three centimetres in diameter measured from the Horse's skin.

Dropped noseband



Cavesson noseband



Flash noseband



Crossed noseband



Combined noseband – no throat lash



Micklem bridle

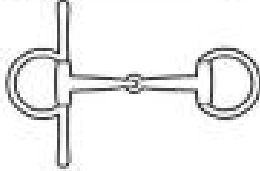


BITS

Any of the below must be used in their manufactured state.



Unjointed rubber snaffle



Eggbut snaffle
a) with cheeks
b) without cheeks



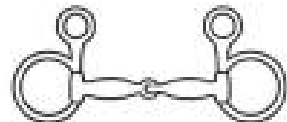
Racing snaffle



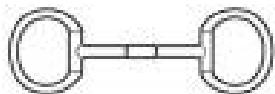
Snaffle with jointed mouthpiece



Snaffles with double-jointed mouthpiece



Hanging cheek snaffle



Snaffle with rotating mouthpiece

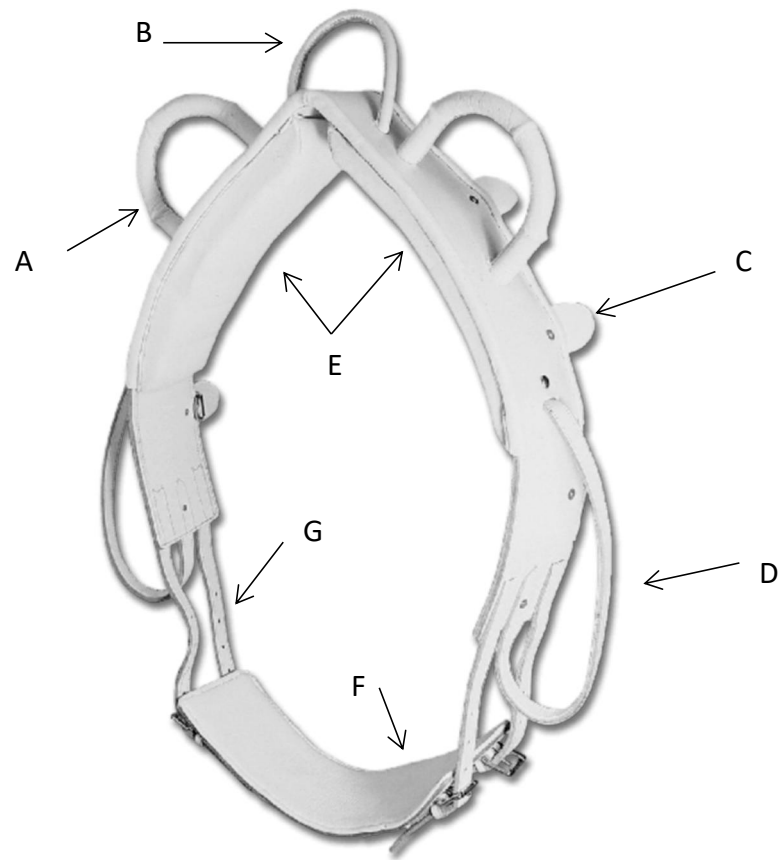


Snaffle with rotating middle piece



Minimum diameter of mouthpiece to be 14mm for horses and 10mm for Ponies. The diameter of the mouthpiece is measured adjacent to the rings or the cheeks of the mouthpiece at the widest point (see Article 719.2.1).

SURCINGLE



- A:** Solid grips
- B:** Optional extra strap (to be fitted between the inner edges of the right and left grips)
- C:** Attachments for side reins (e.g. D-Rings)
- D:** Cossack straps (flexible loops on each side of the surcingle)
- E:** Padding
- F:** Girth (either standard or crank girth)
- G:** Girth Points

PADDING



Surcingle Under-Pad

Must be at least the width of the surcingle.

Under the girth, a similar pad or sheepskin may be used, but is not compulsory.

Under-pads are compulsory.



Back Pad

Maximum Dimensions:

W: 90cm*

L: 110cm

Thickness: 3cm

Placement:

Max. 80cm from back edge of surcingle to the back

Max. 30cm from front edge of surcingle to neck

Back pads are compulsory. Gel pads are allowed.

* If measured on the horse, a tolerance of 3cm is allowed (i.e the back pad is measured from side to side, lowest point to lowest point, and must not exceed 93cm)

OTHER EQUIPMENT

	NOTES	COMPULSORY
Side Reins	Two side reins: one connected to each ring of the bit	Yes (may be replaced by auxiliary reins in Pre-Novice and below)
Auxiliary Reins	Permitted in Preliminary and Pre-Novice classes ONLY	No
Lunge Rein	Connected to the lunge Cavesson or the inner ring of the bit. Must not be connected over the horse's head or through the bit to the outside ring.	Yes
Lunge Whip	Regular lunge whips are acceptable at lower level competitions, however professional vaulting lunge whips are encouraged	Yes
Bandages and/or Brushing/ Overreach Boots	Permitted	No
Ear Muffs/Plugs	Permitted	No
Lunge Cavesson	Permitted	No (if not in use, horse must wear a bridle)